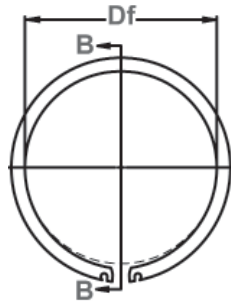




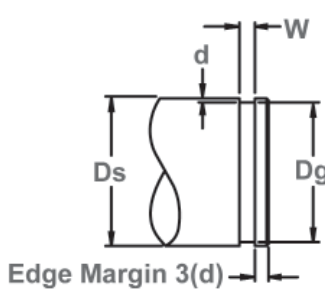
# USH Constant Section

## Snap Ring, External Notched, Inch

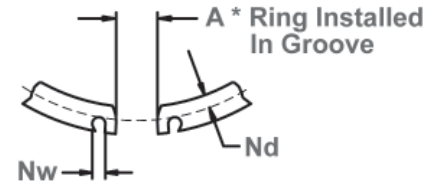
Once installed in the groove of a shaft the portion of the ring protruding from the groove holds an assembly in place.



Free Diameter & Ring Measurements



Shaft Diameter & Groove Dimensions



Material: SAE 1060-1075

RING SIZE	SHAFT DIAMETER			GROOVE SIZE			RING DIMENSIONS					ALLOWABLE STATIC THRUST LOAD (Lbs.)		
				DIAMETER	WIDTH	DEPTH	FREE DIAMETER	THICKNESS	SECTION	GAP	NOTCH DIMENSIONS			
	Ds DEC	Ds FRACT.	Ds mm	Dg +/- .006	W +.005/- .000	d	Df	TOL.	T +/- .002	S +/- .005	A* +/- .1/16		DEPTH Nd +0/- .030	WIDTH Nw REF
USH-206	2.062	2-1/16	52.4	1.946	.086	.058	1.926	+ .000 - .060	.078	.187	.375	.093	.125	5400
USH-212	2.125	2-1/8	54.0	2.003	.086	.061	1.983		.078	.187	.375	.093	.125	5530
USH-215	2.156	2-5/32	54.8	2.032	.086	.062	2.012		.078	.187	.375	.093	.125	5680
USH-225	2.250	2-1/4	57.1	2.120	.086	.065	2.100		.078	.203	.375	.100	.125	6200
USH-231	2.312	2-5/16	58.7	2.178	.086	.067	2.158		.078	.203	.375	.100	.125	6580
USH-237	2.375	2-3/8	60.3	2.239	.086	.068	2.219		.078	.203	.375	.100	.125	6870
USH-243	2.438	2-7/16	61.9	2.299	.086	.069	2.279		.078	.203	.375	.100	.125	7130
USH-250	2.500	2-1/2	63.5	2.360	.086	.070	2.340		.078	.218	.375	.110	.125	7430
USH-255	2.559	-	65.0	2.419	.086	.070	2.399		.078	.218	.375	.110	.125	7590
USH-262	2.625	2-5/8	66.7	2.481	.086	.072	2.461		.078	.218	.375	.110	.125	8020
USH-268	2.688	2-11/16	68.3	2.541	.103	.073	2.521	+ .000 - .080	.078	.218	.375	.110	.125	8320
USH-275	2.750	2-3/4	69.8	2.602	.103	.074	2.577		.093	.218	.500	.110	.125	8650
USH-287	2.875	2-7/8	73.0	2.721	.103	.077	2.696		.093	.218	.500	.110	.125	9330
USH-293	2.938	2-15/16	74.6	2.779	.103	.079	2.754		.093	.218	.500	.110	.125	9840
USH-300	3.000	3	76.2	2.838	.103	.081	2.813		.093	.218	.500	.110	.125	10310
USH-306	3.062	3-1/16	77.8	2.898	.103	.082	2.873		.093	.218	.500	.110	.125	10530
USH-312	3.125	3-1/8	79.4	2.957	.103	.084	2.932		.093	.218	.500	.110	.125	11170
USH-315	3.156	3-5/32	80.2	2.986	.103	.085	2.961		.093	.250	.500	.125	.125	11370
USH-325	3.250	3-1/4	82.5	3.076	.103	.087	3.051		.093	.250	.500	.125	.125	12000
USH-334	3.346	3-11/32	85.0	3.166	.103	.090	3.141		.093	.250	.500	.125	.125	12810
USH-343	3.438	3-7/16	87.3	3.257	.103	.090	3.232	.093	.250	.500	.125	.125	13100	
USH-350	3.500	3-1/2	88.9	3.316	.120	.092	3.286	.109	.250	.500	.125	.125	13640	
USH-354	3.543	-	90.0	3.357	.120	.093	3.327	.109	.250	.500	.125	.125	14000	
USH-362	3.625	3-5/8	92.1	3.435	.120	.095	3.405	.109	.250	.500	.125	.125	14580	
USH-368	3.688	3-11/16	93.7	3.493	.120	.097	3.463	.109	.250	.500	.125	.125	14650	
USH-375	3.750	3-3/4	95.2	3.552	.120	.099	3.522	.109	.281	.562	.150	.125	15800	
USH-387	3.875	3-7/8	98.4	3.673	.120	.101	3.643	.109	.281	.562	.150	.125	16600	
USH-393	3.938	3-15/16	100.0	3.734	.120	.102	3.704	.109	.281	.562	.150	.125	17040	
USH-400	4.000	4	101.6	3.792	.120	.104	3.762	+ .000 - .093	.109	.281	.562	.150	.125	17640
USH-425	4.250	4-1/4	108.0	4.065	.120	.092	4.025		.109	.281	.625	.150	.125	16600
USH-437	4.375	4-3/8	111.1	4.190	.120	.092	4.150		.109	.281	.625	.150	.125	17100
USH-450	4.500	4-1/2	114.3	4.310	.120	.095	4.270		.109	.312	.625	.180	.125	18230
USH-475	4.750	4-3/4	120.6	4.550	.120	.100	4.510		.109	.312	.625	.180	.125	19160
USH-500	5.000	5	127.0	4.790	.120	.105	4.750		.109	.312	.625	.180	.125	22280

\*Installed In Groove.

Hardness: All Ring Sizes - HRC 47-53

For alternate cutoff styles, contact Rotor Clip Technical Sales at +1.732.469.7333 (E-mail: tech@rotorclip.com)

