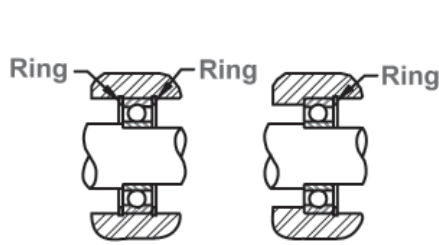


# Snap Ring, External, Metric

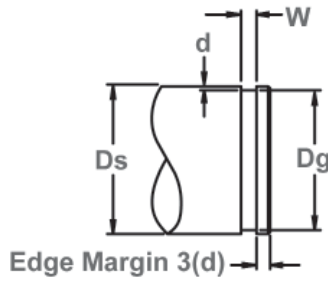
For SAE Standard Metric Bearings.

Once installed in the groove of a shaft, the portion of the ring protruding from the groove holds an assembly in place.

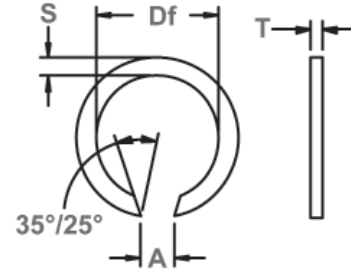
# SB Constant Section



Drawing depicts using rings to retain bearings in a typical shaft application.



Shaft Diameter & Groove Dimensions



Free Diameter & Ring Measurements

RING NUMBER	SHAFT DIAMETER		BEARING NUMBER			GROOVE DIAMETER			RING DIMENSIONS							
	Ds DEC	Ds mm				DIAMETER		WIDTH	DEPTH	FREE DIAMETER	THICKNESS	SECTION	FREE GAP			
						Dg	TOL.	W	d	Df	Tol.	T ±.002	S	A Min.	A Max.	
SB-12	.4724	12.00	201	301	--	.436	±.002	.046 +.003 -.000	.018	.421	+ .000 -.020	.042	.062 ±.003	.062	.187	
SB-15	.5906	15.00	202	302	--	.550		.053	.020	.538	+ .000	.047	.078	.078	.218	
SB-17	.6693	17.00	203	303	403	.629		+ .004 -.000	.020	.616	-.025	.047	±.003	.078	.218	
SB-20	.7874	20.00	204	304	404	.731	±.002	.068	.028	.710	+ .000	.062	.093 ±.003	.078	.218	
SB-25	.9843	25.00	205	305	405	.924		+ .004 -.000	.030	.910		-.031	.062	.109 ±.003	.156	.312
SB-30	1.1811	30.00	206	306	406	1.111		.085 +.004 -.000	.035	1.093			+ .000	.075	.125 ±.005	.156
SB-35	1.3780	35.00	207	307	407	1.288	±.004	.108	.045	1.265	-.046			.093	.156	.250
SB-40	1.5748	40.00	208	308	408	1.465		+ .005	.055	1.452		+ .000		.093	±.005	.250
SB-45	1.7717	45.00	209	309	409	1.648		-.000	.062	1.625			+ .000	.093	.188	.250
SB-50	1.9685	50.00	210	310	410	1.844	±.006	.062	1.820	+ .000	.093			±.005	.250	.468
SB-55	2.1654	55.00	211	311	411	2.015		.120	.075		1.995	+ .000		.109	.218	.250
SB-60	2.3622	60.00	212	312	412	2.212		+ .005 -.000	.075		2.187		+ .000	.109	±.005	.250
SB-65	2.5591	65.00	213	313	413	2.389	±.006	.085	2.359	+ .000	.125			.250 ±.005	.250	.468
SB-70	2.7559	70.00	214	314	414	2.586		.085	2.556		+ .000	.125			.250 ±.005	.250
SB-75	2.9528	75.00	215	315	415	2.783		.139	.085			2.750	+ .000			.125
SB-80	3.1496	80.00	216	316	416	2.979	+ .006	.085	2.946	- .062		.125		.250 ±.005		.250
SB-85	3.3465	85.00	217	317	417	3.176	-.000	.085	3.139		+ .000	.125			.250 ±.005	.250
SB-90	3.5433	90.00	218	318	418	3.343	±.006	.100	3.308			+ .000	.125			.312 ±.005
SB-95	3.7402	95.00	219	319	419	3.540		.100	3.500	- .078			.125	.312 ±.005		
SB-100	3.9370	100.00	220	320	420	3.737		.174	.100		3.697		+ .000		.156	
SB-105	4.1339	105.00	221	321	421	3.934	+ .008	.100	3.888		+ .000	.156			.312 ±.005	.312
SB-110	4.3307	110.00	222	322	422	4.131	-.000	.100	4.080	- .093		.156		.312 ±.005		.312

Hardness: All Ring Sizes - HRC 42-52

For alternate cutoff styles, contact Rotor Clip Technical Sales at +1.732.469.7333 (E-mail: tech@rotorclip.com)

