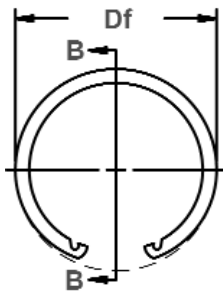




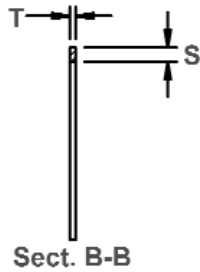
UHO Constant Section Rings

Snap Ring, Internal Notched, Inch

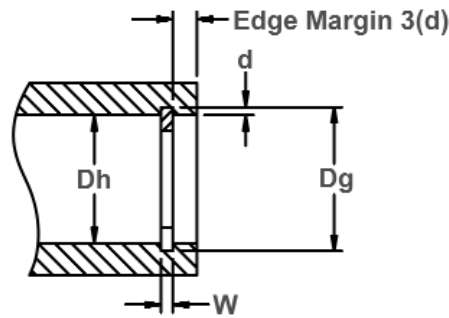
Once installed in the groove of a housing/bore, the portion of the ring protruding from the groove holds an assembly in place.



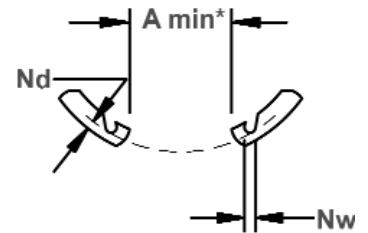
Free Diameter & Ring Measurement With Section B-B



Sect. B-B



Housing Diameter & Groove Dimensions



*Ring installed in groove

Material SAE 1060-1075

RING SIZE	HOUSING DIAMETER			GROOVE SIZE			RING DIMENSIONS					ALLOWABLE STATIC THRUST LOAD (Lbs.)			
				DIAMETER		WIDTH	DEPTH	FREE DIAMETER		THICKNESS	SECTION		GAP	NOTCH DIMENSIONS	
	Dh DEC	Dh FRACT.	Dh mm	Dg	TOL.	W	d	Df	TOL.	T +/- .002	S +/- .005		A Min*	Nd +/- .030	Nw REF
UHO-175	1.750	1-3/4	44.4	1.858	+/- .005	.068 +.004 -.000	.054	1.878	+.070 -.000	.062	.156	.370	.078	.093	4100
UHO-181	1.812	1-13/16	46.0	1.922			.055	1.942		.062	.156	.370	.078	.093	4280
UHO-185	1.850	-	47.0	1.962			.056	1.982		.062	.156	.370	.078	.093	4380
UHO-187	1.875	1-7/8	47.6	1.989			.057	2.014		.062	.156	.400	.078	.093	4650
UHO-193	1.938	1-15/16	49.2	2.056	+.005 -.000	.086 +.005 -.000	.059	2.081	+.080 -.000	.062	.156	.400	.078	.093	5000
UHO-200	2.000	2	50.8	2.122			.061	2.147		.062	.156	.420	.078	.093	5350
UHO-206	2.047	-	52.0	2.171			.062	2.201		.078	.171	.420	.085	.093	6490
UHO-206	2.062	2-1/16	52.4	2.186			.062	2.201		.078	.171	.450	.085	.093	6490
UHO-212	2.125	2-1/8	54.0	2.251	+.005 -.000	.103 +.005 -.000	.063	2.271	+.080 -.000	.078	.171	.450	.085	.093	6810
UHO-218	2.165	-	55.0	2.295			.065	2.338		.078	.171	.430	.085	.093	7240
UHO-218	2.188	2-3/16	55.6	2.318			.065	2.338		.078	.171	.470	.085	.093	7240
UHO-225	2.250	2-1/4	57.1	2.382			.066	2.402		.078	.171	.450	.085	.093	7560
UHO-231	2.312	2-5/16	58.7	2.450	+.006	.103 +.005 -.000	.069	2.470	+.080 -.000	.078	.171	.450	.085	.093	8120
UHO-237	2.375	2-3/8	60.3	2.517			.071	2.537		.078	.188	.470	.093	.093	8580
UHO-244	2.440	2-7/16	62.0	2.584			.072	2.604		.078	.188	.470	.093	.093	8940
UHO-250	2.500	2-1/2	63.5	2.648			.074	2.673		.078	.188	.470	.093	.093	9410
UHO-253	2.531	2-17/32	64.3	2.681	+.006	.103 +.005 -.000	.075	2.706	+.080 -.000	.078	.188	.470	.093	.093	9660
UHO-256	2.562	2-9/16	65.1	2.714			.076	2.739		.093	.188	.530	.093	.093	9910
UHO-262	2.625	2-5/8	66.7	2.781			.078	2.806		.093	.188	.530	.093	.093	10420
UHO-268	2.677	-	68.0	2.837			.080	2.868		.093	.188	.530	.093	.093	10900
UHO-268	2.688	2-11/16	68.3	2.848	+.005 -.000	.103 +.005 -.000	.080	2.868	+.080 -.000	.093	.188	.560	.093	.093	10900
UHO-275	2.750	2-3/4	69.8	2.914			.082	2.944		.093	.188	.590	.093	.093	11470
UHO-281	2.812	2-13/16	71.4	2.980			.084	3.025		.093	.188	.590	.093	.093	12200
UHO-281	2.835	-	72.0	3.005			.085	3.025		.093	.188	.660	.093	.093	12200
UHO-287	2.875	2-7/8	73.0	3.051	+.005 -.000	.120 +.005 -.000	.088	3.086	+.080 -.000	.093	.203	.620	.100	.093	12870
UHO-295	2.953	-	75.0	3.135			.091	3.175		.093	.203	.620	.100	.093	13480
UHO-300	3.000	3	76.2	3.182			.091	3.222		.093	.203	.620	.100	.093	13890
UHO-306	3.062	3-1/16	77.8	3.248			.093	3.288		.109	.218	.650	.109	.125	14490
UHO-312	3.125	3-1/8	79.4	3.315	+.005 -.000	.120 +.005 -.000	.095	3.353	+.100 -.000	.109	.218	.650	.109	.125	15110
UHO-315	3.149	-	80.0	3.341			.096	3.388		.109	.218	.650	.109	.125	15420
UHO-315	3.156	3-5/32	80.2	3.348			.096	3.388		.109	.218	.680	.109	.125	15420
UHO-325	3.250	3-1/4	82.5	3.446			.098	3.488		.109	.218	.680	.109	.125	16210
UHO-334	3.346	3-11/32	85.0	3.546	+.005 -.000	.120 +.005 -.000	.100	3.590	+.100 -.000	.109	.218	.680	.109	.125	17030
UHO-347	3.469	3-15/32	88.1	3.675			.103	3.721		.109	.234	.710	.120	.125	18190
UHO-350	3.500	3-1/2	88.9	3.710			.105	3.760		.109	.234	.710	.120	.125	18700
UHO-354	3.543	-	90.0	3.755			.106	3.805		.109	.234	.740	.120	.125	19400
UHO-354	3.562	3-9/16	90.5	3.776			.107	3.805		.109	.234	.810	.120	.125	19400

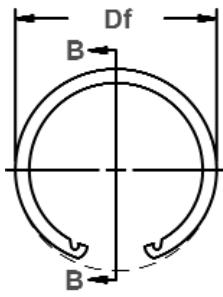
*Installed In Groove.

Material: SAE 1060/1075 carbon spring steel

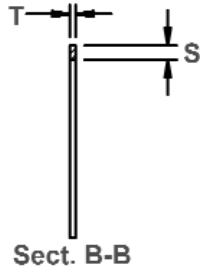
Hardness:	Ring Size	HRC
	175-700	45-52
	725-1000	40-47

For alternate cutoff styles, contact Rotor Clip Technical Sales at 1-800-557-6867 (E-mail: tech@rotorclip.com)

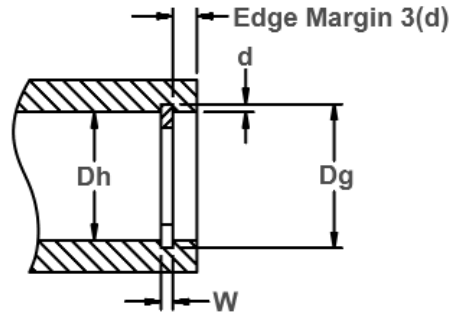




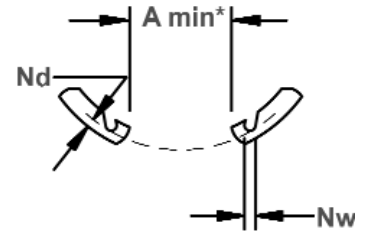
Free Diameter & Ring
Measurement With Section B-B



Sect. B-B



Housing Diameter &
Groove Dimensions



*Ring installed in groove

Material SAE 1060-1075

RING SIZE	HOUSING DIAMETER			GROOVE SIZE			RING DIMENSIONS					ALLOWABLE STATIC THRUST LOAD (Lbs.)			
				DIAMETER		WIDTH	DEPTH	FREE DIAMETER		THICKNESS	SECTION		GAP	NOTCH DIMENSIONS	
	Dh DEC	Dh FRACT.	Dh mm	Dg	TOL.	W	d	Df	TOL.	T +/- .002	S +/- .005		A Min*	DEPTH Nd +0/- .030	WIDTH Nw REF
UHO-362	3.625	3-5/8	92.1	3.841	+/- .006	.120 + .005 - .000	.108	3.895	+ .100 - .000	.109	.234	.740	.120	.125	19930
UHO-375	3.740	-	95.0	3.964			.112	4.030		.109	.250	.740	.125	.125	21380
UHO-375	3.750	3-3/4	95.2	3.974			.112	4.030		.109	.250	.780	.125	.125	21380
UHO-387	3.875	3-7/8	98.4	4.107			.116	4.165		.109	.250	.780	.125	.125	22880
UHO-393	3.938	3-15/16	100.0	4.174			.118	4.234		.109	.250	.810	.125	.125	23650
UHO-400	4.000	4	101.6	4.240			.120	4.300		.109	.250	.810	.125	.125	24430
UHO-412	4.125	4-1/8	104.8	4.365			.120	4.430		.109	.250	.810	.125	.125	25190
UHO-425	4.250	4-1/4	108.0	4.490			.120	4.555		.109	.250	.810	.125	.125	25960
UHO-433	4.331	-	110.0	4.571			.120	4.641		.109	.250	.810	.125	.125	26450
UHO-450	4.500	4-1/2	114.3	4.740			.120	4.815		.109	.281	.840	.140	.156	27490
UHO-462	4.625	4-5/8	117.5	4.865			.120	4.940		.109	.281	.840	.140	.156	28250
UHO-475	4.724	-	120.0	4.969			.122	5.070		.109	.281	.840	.140	.156	29000
UHO-475	4.750	4-3/4	120.6	4.995			.122	5.070		.109	.281	.910	.140	.156	29000
UHO-500	5.000	5	127.0	5.260			.130	5.340		.109	.281	.930	.140	.156	33100
UHO-525	5.250	5-1/4	133.3	5.520	+/- .007	.139 + .006 - .000	.135	5.600	+ .120 - .000	.125	.312	1.000	.156	.156	36070
UHO-537	5.375	5-3/8	136.5	5.650			.135	5.735		.125	.312	1.000	.156	.156	36930
UHO-550	5.500	5-1/2	139.7	5.770			.135	5.860		.125	.312	1.000	.156	.156	37790
UHO-575	5.750	5-3/4	146.0	6.020			.135	6.120		.125	.312	1.000	.156	.156	39500
UHO-600	6.000	6	152.4	6.270			.135	6.380		.125	.312	1.000	.156	.156	41220
UHO-625	6.250	6-1/4	158.7	6.530			.140	6.640		.156	.343	1.030	.171	.156	44530
UHO-650	6.500	6-1/2	165.1	6.790			.145	6.905		.156	.343	1.090	.171	.156	47970
UHO-662	6.625	6-5/8	168.3	6.925			.150	7.045		.156	.343	1.120	.171	.156	50580
UHO-675	6.750	6-3/4	171.4	7.055			.152	7.180		.156	.343	1.130	.171	.156	52220
UHO-700	7.000	7	177.8	7.315			.157	7.445		.156	.343	1.140	.171	.156	55930
UHO-725	7.250	7-1/4	184.1	7.575			.162	7.705		.187	.375	1.140	.187	.187	59700
UHO-750	7.500	7-1/2	190.5	7.840			.170	7.975		.187	.375	1.150	.187	.187	64900
UHO-775	7.750	7-3/4	196.8	8.100			.175	8.240		.187	.375	1.160	.187	.187	68700
UHO-800	8.000	8	203.2	8.360			.180	8.505		.187	.437	1.200	.218	.187	72900
UHO-825	8.250	8-1/4	209.5	8.620	.185	8.770	.187	.437	1.230	.218	.187	77600			
UHO-850	8.500	8-1/2	215.9	8.880	.190	9.035	.187	.437	1.270	.218	.187	81800			
UHO-875	8.750	8-3/4	222.2	9.144	.197	9.305	.187	.437	1.320	.218	.187	87300			
UHO-900	9.000	9	228.6	9.404	.202	9.564	.187	.437	1.370	.218	.187	92400			
UHO-925	9.250	9-1/4	235.0	9.668	.209	9.833	.187	.500	1.400	.250	.187	98000			
UHO-950	9.500	9-1/2	241.3	9.930	.215	10.100	.187	.500	1.500	.250	.187	103900			
UHO-975	9.750	9-3/4	247.7	10.190	.220	10.365	.187	.500	1.620	.250	.187	10900			
UHO-1000	10.000	10	254.0	10.450	.225	10.630	.187	.500	1.750	.250	.187	114600			

*Installed In Groove.

